

Single & Double File

Copyright © 2012 Herb Weiner for Rose City Gliders in Grand Floral Parade

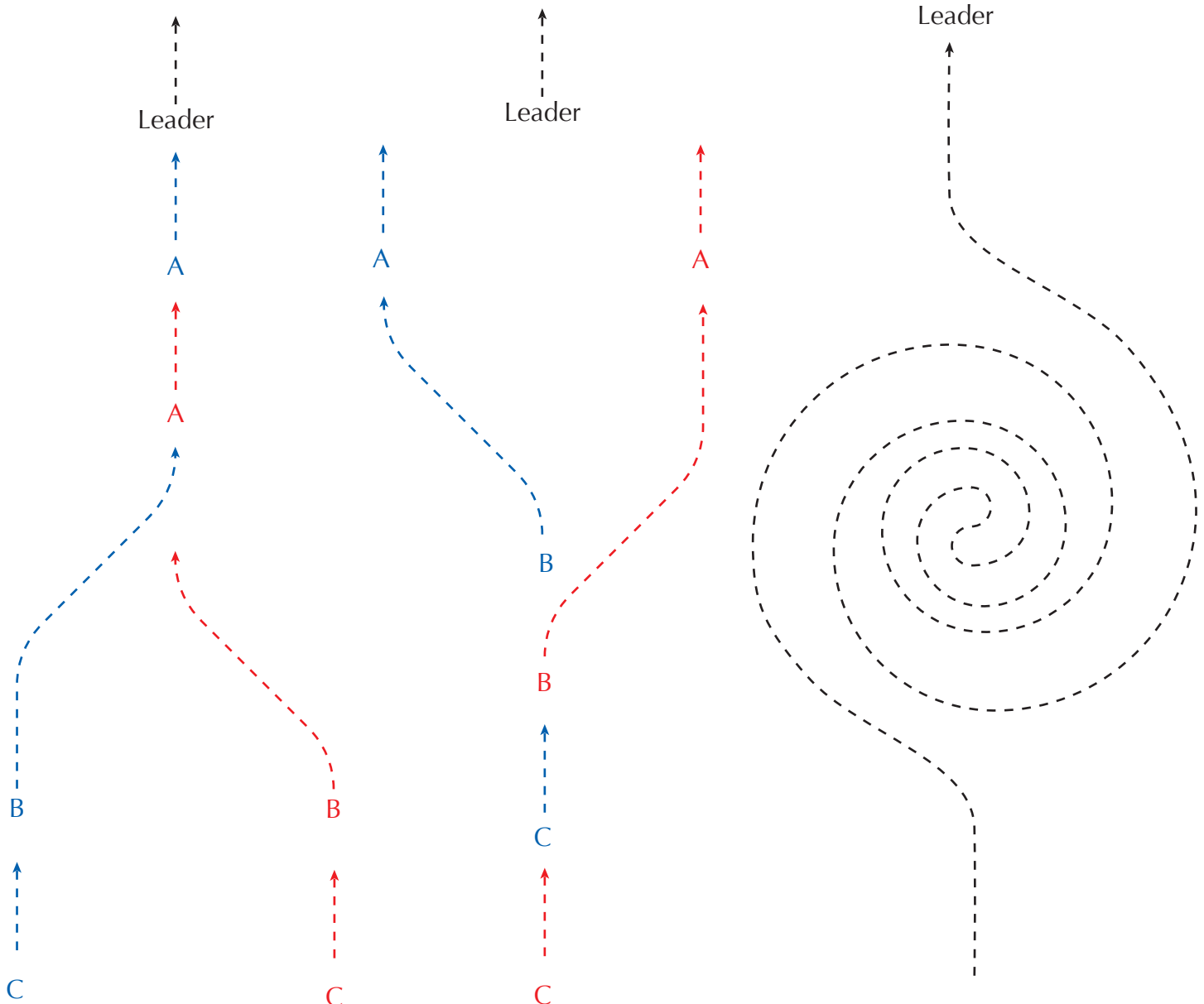
Gliders normally assemble and begin in Single File, following the Leader.

The signal to begin moving forward in Single File or to switch from Double File to Single File is **One Long** whistle. Note that those in the rear may not hear the whistle above the other noise, but should follow the lead of those in front of them. The diagram (below, left) shows switching from Double to Single File. Note that the Glider on the **Left Leads**.

While in Single File, the Leader does not necessarily move in a straight line, and may perform loops or spirals (diagram, below, left). Each Glider should follow the Glider in front of them. In Single File, the Leader and Gliders may approach the spectators and give high fives to the spectators.

The signal to begin moving in Double File is **Two Long** whistles. Normally, the first rider moves to the left, and the next rider moves to the right. However, following an Echelon Right Turn, the first rider moves to the right. Remaining riders alternate to form a Double File. Gliders will keep the same partners in the same position (left or right) for the duration of the parade. See the diagram, below, center.

Whether moving in Single File or Double File, the signal to Stop is **Three Short** whistles.



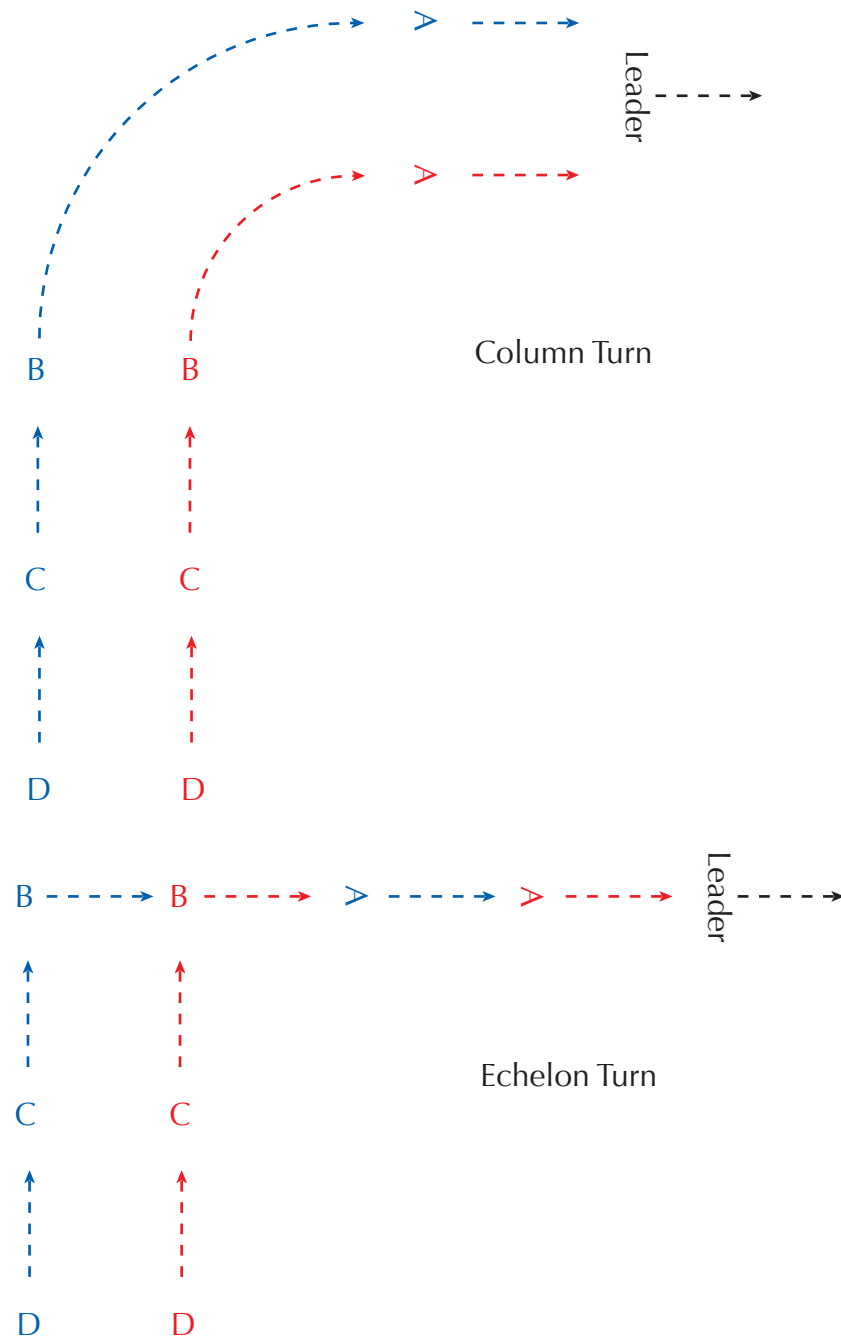
Turns (around Corners)

Copyright © 2012 Herb Weiner for Rose City Gliders in Grand Floral Parade

The simplest way to round a corner is in single file. Each Glider simply follows the Glider in front of him or her.

Double file turns (Column Turns) are slightly more complex, since the Gliders on the outside of the turn must move more quickly than the Gliders on the inside of the turn in order for each pair to remain even with one another.

An alternative style of turn (Echelon Turn) when riding double file is indicated when the Leader uses Three Short whistles to signal a stop, and then uses a hand signal to indicate a turn. For this turn, each pair of Gliders makes a sharp 90° turn when they reach the corner, and then leaves the corner in single file. Note that when making a left turn, each pair of Gliders remains in their original order (blue in front). However, when making a right turn, each pair of gliders leaves the turn in a new order (red in front).



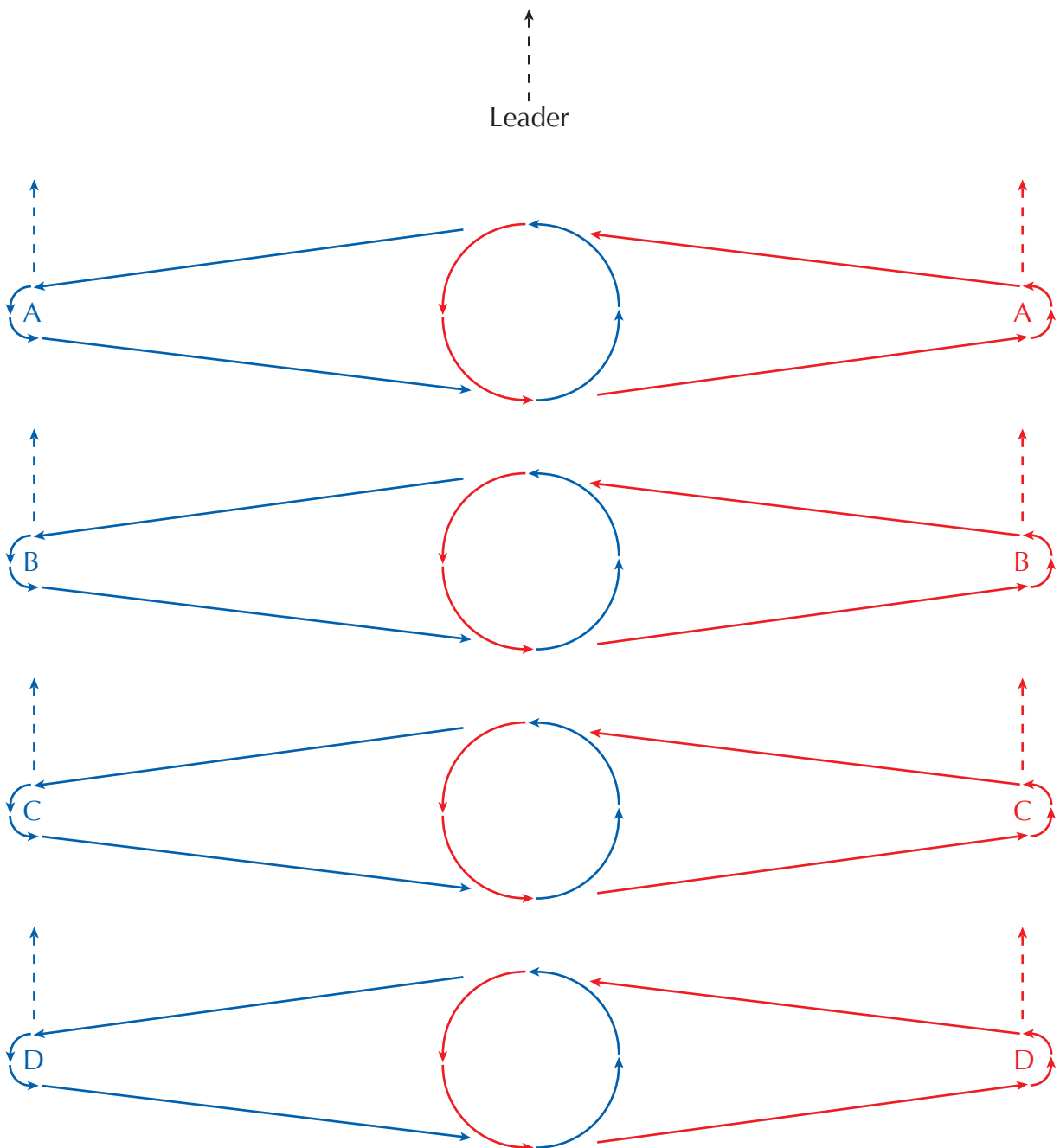
Do-Si-Do

Copyright © 2012 Herb Weiner for Rose City Gliders in Grand Floral Parade

After signaling Gliders to stop, Leader turns to face Gliders, and uses a hand signal directing Gliders to spread apart if necessary and turn to face each other in preparation for the Do-Si-Do.

Each pair of Gliders rides toward each other, passes each other on the right, circles around each other, returns to their original position, and turns to face each other again. As closely as possible, all gliders should perform this maneuver in synchronization, so that all gliders begin the same distance from each other and equally distant from the center, at the same speed so that they reach the center at the same time, and reach their return position at the same time.

Leader may then face forward and signal Gliders to move forward in double file, or may signal the Gliders to repeat the Do-Si-Do, or may down the center to begin the Zipper.



Zipper

Copyright © 2012 Herb Weiner for Rose City Gliders in Grand Floral Parade

The Zipper is similar to the Do-Si-Do. After signaling Gliders to stop, Leader turns to face Gliders, and rides down the middle between each pair of Gliders.

After the Leader passes between the first pair of Gliders, the first pair of Gliders rides toward each other as they do for the Do-Si-Do. The Left (Lead) Glider in each pair (Blue) makes a full circle to follow the Leader. The Right Glider (Red) makes one and one half circles to follow the Lead Glider from that pair. These Gliders are now following the Leader in single file.

After the Leader and previous pair(s) of Gliders pass between the each successive pair of Gliders, that pair of gliders performs the same maneuver and follows the previous Gliders in single file.

Note that unlike the Do-Si-Do, in which all pairs of Gliders perform the maneuver at the same time, each pair of Gliders waits for the previous pair to pass between them before performing the Zipper.

